

# The eFlow<sup>®</sup>rapid with eBase Controller



*eFlow<sup>®</sup>rapid*  
nebuliser system

[www.eFlowrapid.info](http://www.eFlowrapid.info)

PARI Pharma  
Advancing Aerosol Therapies



## New Functions

### Display delivers feedback

The eFlow<sup>®</sup>rapid with eBase controller can do much more. Its display delivers feedback during inhalation.

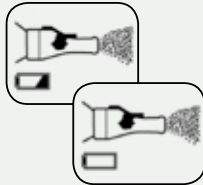


### A Few Examples:



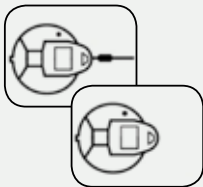
#### Battery charge level 50 %

-> Have new batteries on hand or operate with the power adapter connected



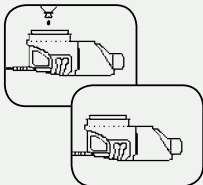
#### Cable connection to the control unit or on the nebuliser handset interrupted

-> Check cable connections



#### No medication added

-> Add medication



## Good to know:

The eBase controller can be used with the eFlow<sup>®</sup>rapid nebuliser handset for general use as well as with drug-specific nebuliser handsets (e.g. Altera<sup>®</sup> for Cayston<sup>®</sup>)



eFlow<sup>®</sup>rapid  
nebuliser system

Order No. 178G1005

The eFlow<sup>®</sup>rapid nebuliser handset and the eFlow<sup>®</sup>rapid aerosol head are compatible with both the dark blue Control Unit (eBase Controller) and the turquoise Control Unit (previous version).



eFlow<sup>®</sup>rapid nebuliser handset  
(incl. aerosol head)  
Order No. 678G8222



eFlow<sup>®</sup>rapid aerosol head  
Order No. 678B2620

Local Distributor

# The eFlow<sup>®</sup>rapid with eBase Controller



eFlow<sup>®</sup>rapid  
nebuliser system

© PARI Pharma GmbH · 178D1051-B · 06/2014



PARI Pharma GmbH  
Moosstraße 3 · D-82319 Starnberg

PARI Pharma  
Advancing Aerosol Therapies



www.eFlowrapid.info

PARI Pharma  
Advancing Aerosol Therapies



**Modern Inhalation Therapy,  
it's Twice as Fast**



eFlow<sup>®</sup>rapid enables quick and efficient inhalation significantly reducing the treatment burden<sup>1,2</sup>.

**The Main Advantages at a Glance:**

- ➔ Short treatment times mean **better quality of life**
- ➔ Quiet running for **discrete use**
- ➔ Light, compact and portable. Can be run on either batteries or mains power for **greater mobility**
- ➔ Easy to clean, handset can be disinfected and autoclaved for the **highest standards of hygiene**
- ➔ Display **delivers feedback** during inhalation

1) Fischer R et al. 2007, J Cyst Fibr 6 (Suppl. 1): 41.  
2) Naehrig S et al. 2011, Eur J Med Res 16: 63-66.

**Hygiene Tips  
for home**

Please refer to the Instructions for Use for more details

- ➔ **Clean**  
Dismantle the nebuliser into its components. Rinse thoroughly in warm tap water with a little washing-up liquid immediately after every inhalation




- ➔ **Disinfect**  
Disinfect the dismantled nebuliser and aerosol head at least once a day by putting them in a commercially-available baby bottle disinfector for 6 minutes or alternatively by boiling them in distilled water for at least 5 minutes



- ➔ **Dry**  
Allow to dry completely



- ➔ **Store**  
Store in a clean, dry and hygienic place



**Functionality Test  
for Aerosol Heads**



Measure the time it takes for 2.5 ml of an isotonic saline solution (NaCl 0,9%) to be nebulised.

- ➔ 1. Should the measured time for nebulisation lie between 4 and 5 minutes, the aerosol head should be **cleaned** using the easycare cleaning aid **4 minutes**  

- ➔ 2. Should the measured time for nebulisation be longer than 5 minutes after cleaning with easycare, then the aerosol head should be **changed** **5 minutes**  


**Components**



\* Aerosol chamber and medication reservoir are pre-fitted and cannot be taken apart.